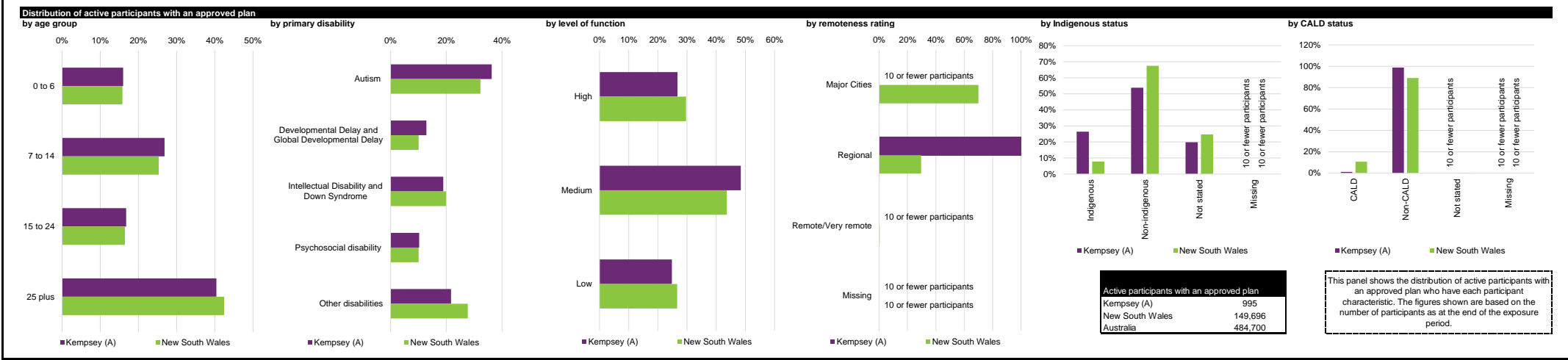


Participant Category Detailed Dashboard as at 31 December 2021 (exposure period: 1 April 2021 to 30 September 2021)

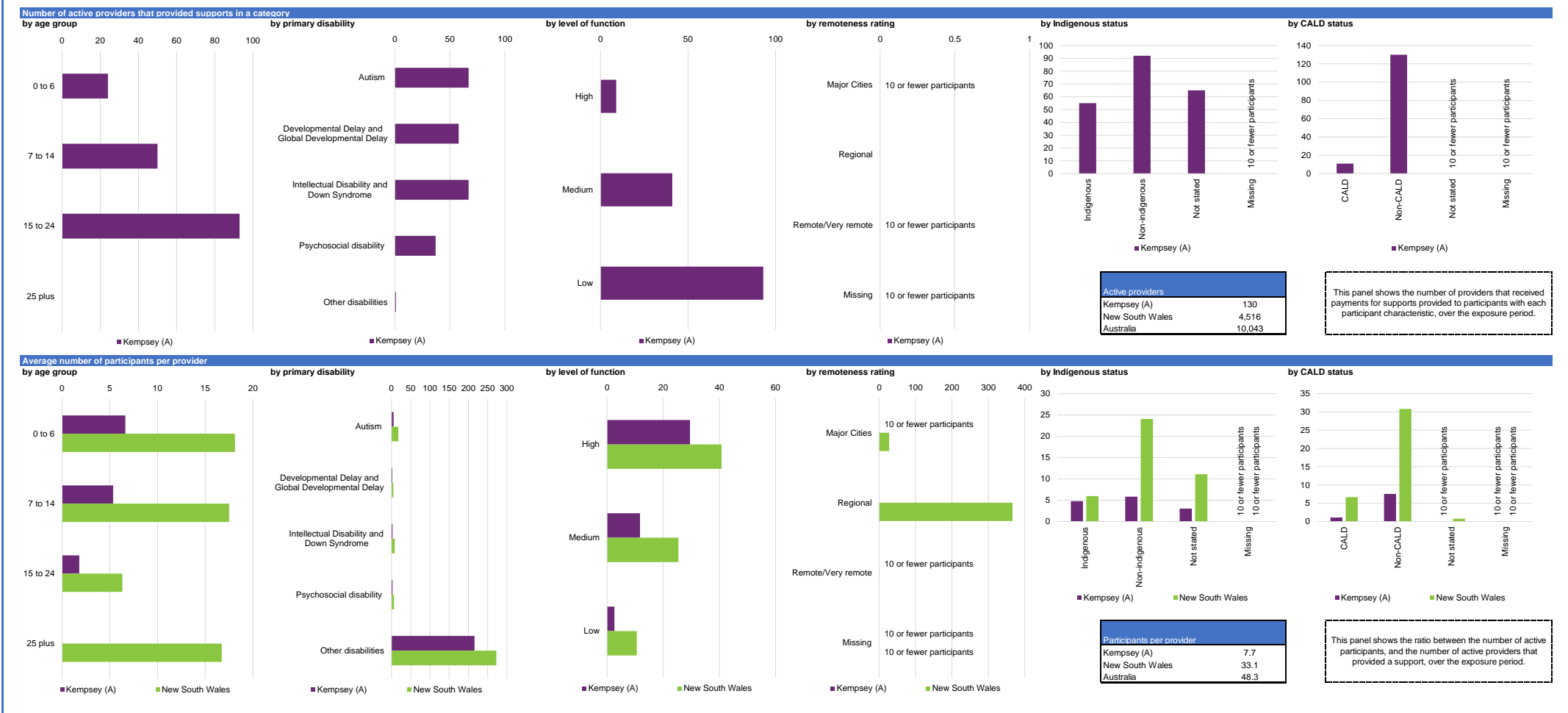
LGA: Kempsey (A) | Support Category: All | All Participants

Participant profile

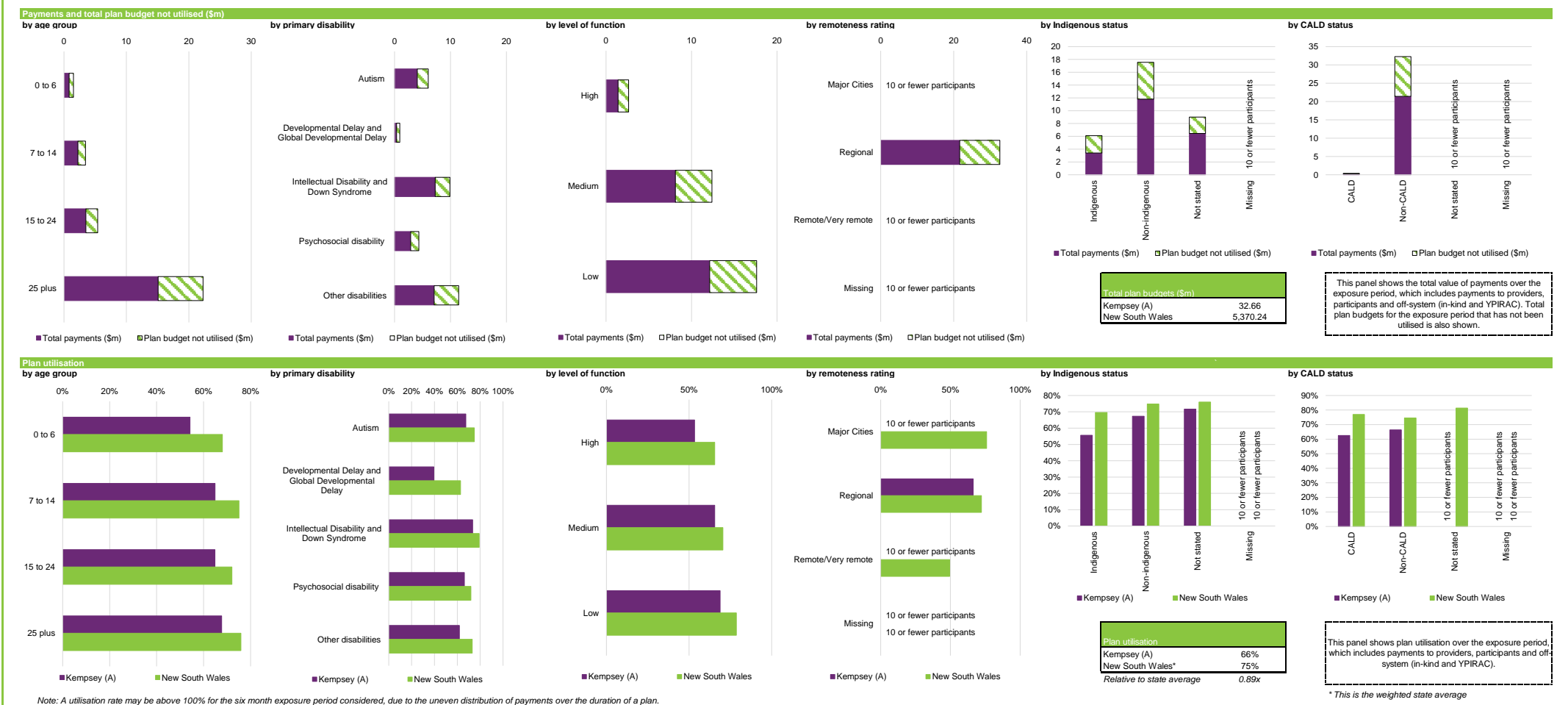
Please note that the data presented are based on only six months of data and not a full year.



Service provider indicators



Plan utilisation



Participant Category Detailed Dashboard as at 31 December 2021 (exposure period: 1 April 2021 to 30 September 2021)

LGA: Kempsey (A) | Support Category: All | All Participants

Outcomes framework



Support category summary

Support category	Active participants with approved plans	Active providers	Participants per provider	Total plan budgets (\$m)	Average plan budget (\$)	Payments (\$m)	Average payments (\$)	Utilisation	Outcomes indicator on choice and control	Has the NDIS helped with choice and control?
<b>Core</b>										
Consumables	633	33	19.2	0.5	728	0.3	425	58%	55%	83%
Daily Activities	533	38	14.0	14.2	26,700	9.6	17,942	67%	53%	83%
Community	519	32	16.2	8.0	15,409	6.5	12,586	82%	54%	83%
Transport	410	1	410.0	0.6	1,426	0.6	1,363	96%	50%	82%
<b>Core total</b>	<b>899</b>	<b>55</b>	<b>14.7</b>	<b>23.3</b>	<b>28,769</b>	<b>16.9</b>	<b>20,919</b>	<b>73%</b>	<b>56%</b>	<b>79%</b>
<b>Capacity Building</b>										
Choice and Control	10 or fewer participants	10 or fewer participants	10 or fewer participants	10 or fewer participants	10 or fewer participants	10 or fewer participants	10 or fewer participants	10 or fewer participants	53%	79%
Daily Activities	985	55	17.9	4.7	4,746	2.1	2,148	45%	56%	79%
Employment	63	7	9.0	0.4	6,640	0.2	3,565	54%	54%	73%
Relationships	165	19	8.7	0.5	3,020	0.3	1,593	53%	26%	75%
Social and Civic	324	18	18.0	1.0	2,991	0.4	1,287	43%	54%	75%
Support Coordination	437	49	8.9	0.9	2,091	0.6	1,428	68%	50%	80%
<b>Capacity Building total</b>	<b>992</b>	<b>101</b>	<b>9.8</b>	<b>8.1</b>	<b>6,154</b>	<b>4.2</b>	<b>4,221</b>	<b>52%</b>	<b>56%</b>	<b>79%</b>
<b>Capital</b>										
Assistive Technology	162	25	6.5	1.1	6,588	0.4	2,562	39%	58%	84%
Home Modifications	60	4	15.0	0.2	3,768	0.1	2,136	57%	55%	82%
<b>Capital total</b>	<b>168</b>	<b>26</b>	<b>7.2</b>	<b>1.3</b>	<b>6,879</b>	<b>0.5</b>	<b>2,890</b>	<b>42%</b>	<b>57%</b>	<b>84%</b>
<b>All support categories</b>	<b>995</b>	<b>130</b>	<b>7.7</b>	<b>32.7</b>	<b>32,820</b>	<b>21.7</b>	<b>21,762</b>	<b>66%</b>	<b>56%</b>	<b>79%</b>

Note: Only the major support categories are shown.

Note: The Capacity Building total includes Health and Wellbeing, Home Living and Lifelong Learning although these support categories are not shown.

Note: A utilisation rate may be above 100% for the six month exposure period considered, due to the uneven distribution of payments over the duration of a plan.

In addition, the utilisation rate for core supports may be above 100% due to fungibility which refers to the ability of participants to use their funding flexibly between different support types, albeit within certain limitation.

Indicator definitions	
Active participants with approved plans	Number of active participants who have an approved plan and reside in the LGA / have supports relating to the support category in their plan.
Active providers	Number of providers that received payments for supports provided to participants within the LGA / support category, over the exposure period.
Participants per provider	Ratio between the number of active participants and the number of active providers.
Total plan budgets	Value of supports committed in participant plans for the exposure period.
Payments	Value of all payments over the exposure period, including payments to providers, payments to participants and off-system payments (in-kind and Younger People In Residential Aged Care (YPIRAC)).
Utilisation	Ratio between payments and total plan budgets.
Outcomes indicator on choice and control	Proportion of participants who reported in their most recent outcomes survey that they choose who supports them.
Has the NDIS helped with choice and control?	Proportion of participants who reported in their most recent outcomes survey that the NDIS has helped with choice and control.